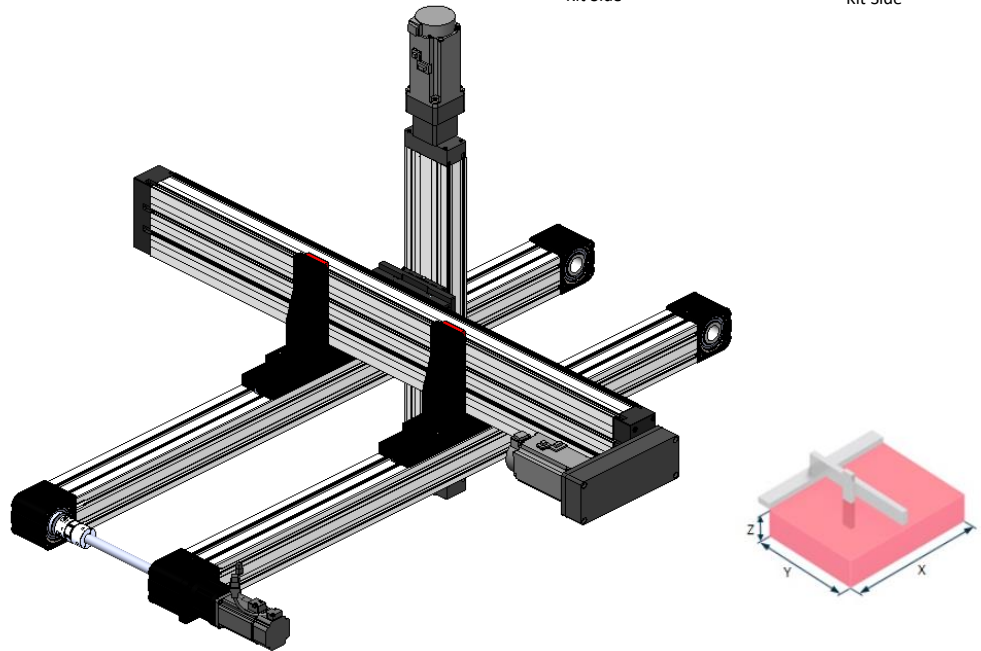


W3CB / X-Y-Z Axis Connection

W3CB - XX - XXXX - XXX - XX - XXXX - XXX - XX - XXXX - XXX - XX - X

- | | | | | | | | | | | | |
|----------|----------|------------------|----------------|--------------------------------|------------------|----------------|--------------------------------|------------------|----------------|--------------------------------|-------------------|
| 1 | 2 | 3 | 4 | 5 | 6 | 7 | 8 | 9 | 10 | 11 | 12 |
| Model | Size | Stroke
Z Axis | Lead
Z Axis | Z Axis
Mounting
Kit Side | Stroke
Y Axis | Lead
Y Axis | Y Axis
Mounting
Kit Side | Stroke
X Axis | Lead
X Axis | X Axis
Mounting
Kit Side | Motor
Position |

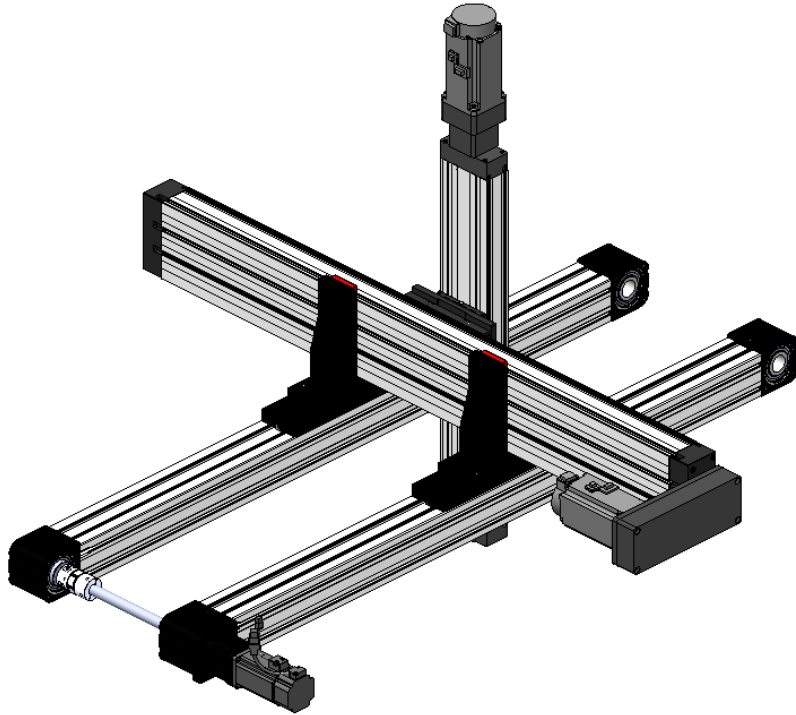


Type	Axis	Linear Axis	Lead	Smin (mm)	Smax (mm)	Mex Max (kg)
W3CB-01	Z	WMCD-110	5 mm	50	1325	17
			10 mm			
			16 mm			
	Y	WMCD-110	5 mm	90	1123	
			10 mm			
			16 mm			
X	WMCS-065	140 mm/rev	60	3000		
W3CB-02	Z	WMCD-110	5 mm	50	1325	35
			10 mm			
			16 mm			
	Y	WMCD-145	5 mm	100	1523	
			10 mm			
			20 mm			
X	WMCS-080	200 mm/rev	60	3000		

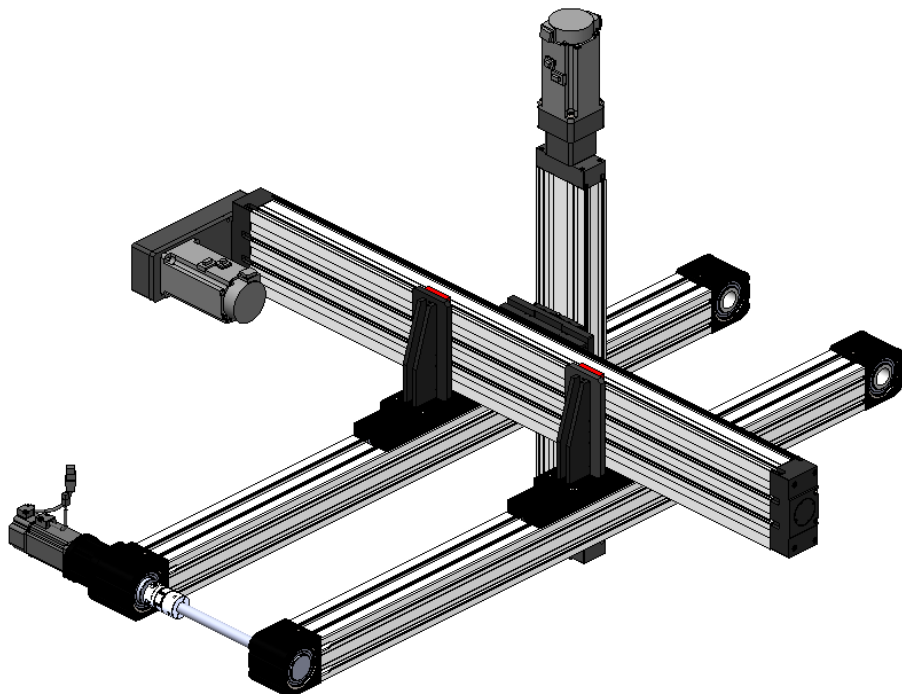
Drive Model

W3CB WDAK / WDPK - Mounting Kit

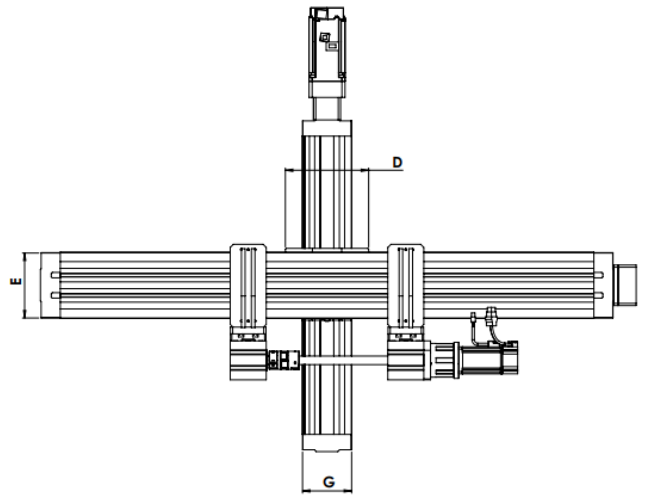
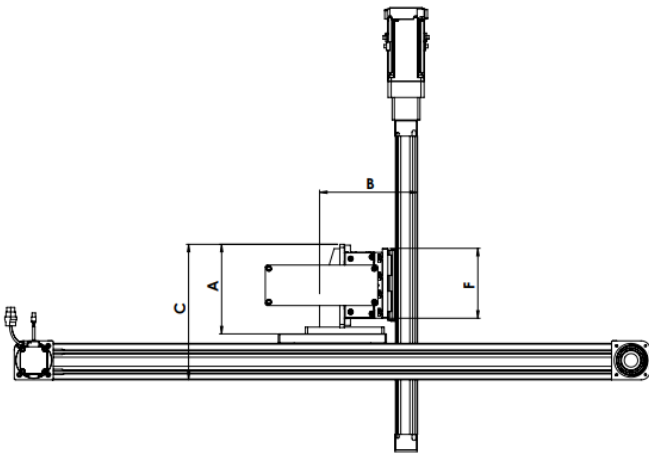
W3CB-XX-XXXX-XX-01-XXXX-XXX-02-XXXX-XXX-02-R



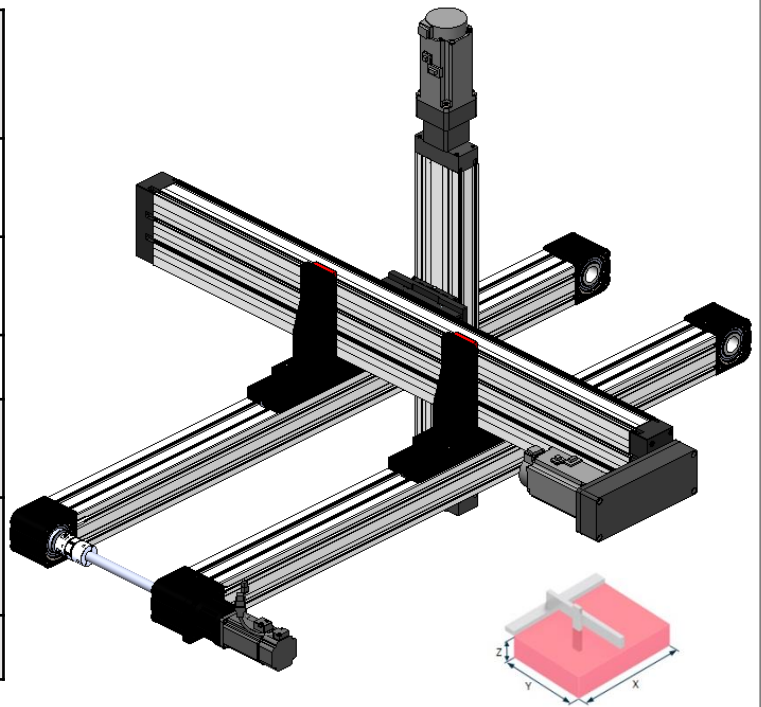
W3CB-XX-XXXX-XX-01-XXXX-XXX-02-XXXX-XXX-02-L



Technical Drawing



Type	Axis	Linear Axis
W3CB-01	Z	WMCD-110
	Y	WMCD-110
	X	WMCS-065
W3CB-02	Z	WMCD-110
	Y	WMCD-145
	X	WMCS-080



TYPE	A	B	C	D	E	F	G
W3CB-01	156	209	243	155	110	155	110
W3CB-02	199	218	301	185	145	155	110

W3CB Assembly Parts

	CODES	DETAIL VIEW
<p>W3CB-01 ASSEMBLY PARTS</p>	<p>199758</p>	
<p>W3CB-02 ASSEMBLY PARTS</p>	<p>199759</p>	